




# INDEPENDANCE ET EXPANSION Europe Small

Luxembourg SICAV compliant with European UCITS V

July 2019



William HIGGONS  
President of Stanwahr  
Portfolio manager



Audrey BACROT  
Portfolio manager -  
analyst



Arthur MARLE  
Portfolio manager -  
analyst



Victor HIGGONS  
Portfolio manager -  
analyst

## I ASSET CLASS I

- ✓ European equities
- ✓ PEA
- ✓ Small & Mid Cap

## I INVESTMENT STYLE I

- ✓ Value
- ✓ Fully invested (90%-100%)
- ✓ Concentrated portfolio

## I BENCHMARK I

- ✓ STOXX® Europe Small ex UK NR

## I OBJECTIVE AND INVESTMENT POLICY I

Independence et Expansion Europe Small ("I&E Europe Small") is an actively managed fund which seeks capital growth over a three year time frame.

The fund's investment policy is to buy shares of European companies listed on a regulated market whose market capitalization is less than ten billion euros, and with low price to cash-flow ratio, and to sell the stocks when do not meet these criteria anymore.

The Fund may also purchase convertible bonds and warrants to acquire shares of such companies.

The Fund's investment policy incorporates extra-financial environmental, social, and quality of governance (ESG) criteria.

## I COMMENTS I

Contrasted publications in July. The disappointing publications of Cramo and Maire Tecnimont as well as Manitou's very cautious outlooks led to severe corrections. The discount for SII has fallen sharply.

## I KEY MONTHLY FIGURES

31/07/2019

NAV	A(C)	€ 86,0	X(C)	€ 86,1
			I(C)	€ 86,3
Fund assets				€ 10,9m
Net monthly performance				
I&E Europe Small X(C)				-1,33%
Benchmark				0,20%
Portfolio				
Investment ratio				94%
Number of stocks in portfolio				39
Top 10 holdings weighting				38%

## I ANNUALISED STATISTICS - X(C)

### Performance / risk ratios

	1 year	3 years	5 years	10 years
Performance				
I&E Europe S.	-9,3%	-	-	-
Benchmark	3,6%	-	-	-
Volatility				
I&E Europe S.	18,7%	-	-	-
Benchmark	16,1%	-	-	-
TE	-	-	-	-
IR	-	-	-	-

TE : tracking error ; IR : information ratio

## I CUMULATIVE PERFORMANCE - X(C)

### Trailing performance

	I&E Europe	Benchmark
2019 YTD	15,2%	16,4%
3 months	-0,6%	-0,6%
6 months	6,1%	8,3%
1 year	-9,3%	3,6%
3 years	-	-
5 years	-	-
7 years	-	-
10 years	-	-
20 years	-	-

## I EVOLUTION OF THE FUND'S NAV - X(C)

Fund launched in June 2018

Fund annual performance shall not be disclosed during its first calendar year in accordance with regulations.

## I FUND FINANCIAL RATIOS

	<sup>(2)</sup> P/B		P/CF		PE		Yield
	level	spread	level	spread	level	spread	level
I&E Eur. median	1,9	8%	6,4	-39%	10,7	-33%	3,7%
I&E Eur. mean	2,2	21%	7,7	-26%	11,0	-31%	4,0%
I&E Eur. asset weighted	2,1	17%	7,4	-28%	11,0	-32%	4,0%
Benchmark	1,8		10,4		16,0		2,5%

Source Stanwahr, Thomson Reuters and STOXX for benchmark (3)

Performance net of fees; dividends are accrued.

(1) : The Benchmark is net dividend reinvested (NR).

(2) : P/B= Price to book ratio; C/CF = Price to Cash Flow ; PER = Price earning ratio; Yield= Stock return / portfolio

(3) : Data excluding negative values and outliers

# INDEPENDANCE ET EXPANSION

## Europe Small

Share class X(C) - LU1832174889

Share class A(C) - LU1832174962

Share class I(C) - LU1832175001

### SECTOR BREAKDOWN

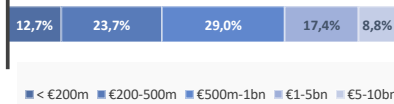
Sector	Weight
Auto. & Parts	9%
Information Technology	9%
B2B Services	8%
Others	8%
Paper & Packaging	7%
Materials	6%
Financials	5%
Food & Beverage	5%
Chemicals	4%
Capital Goods	4%
Energy	3%
Retailing	3%
Real Estate	2%
Healthcare	2%
Media.	2%
Cash	6%
<b>Total</b>	<b>100%</b>

Source for sector breakdown: Stanwahr

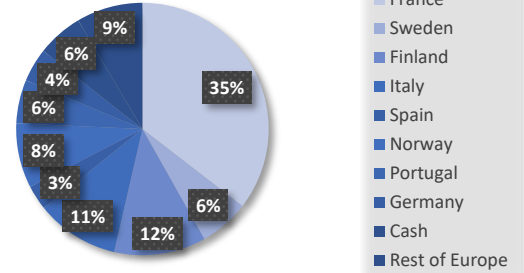
### TOP HOLDINGS

Stocks	Weight
Akwel	5,1%
SII	5,0%
Tinexta	4,4%
Etteplan	4,1%
Albioma	3,7%
Scottish Salmon	3,6%
Intrum	3,3%
The Navigator	3,1%
Swedol	3,1%
Cramo	3,0%

### MARKET CAP BREAKDOWN



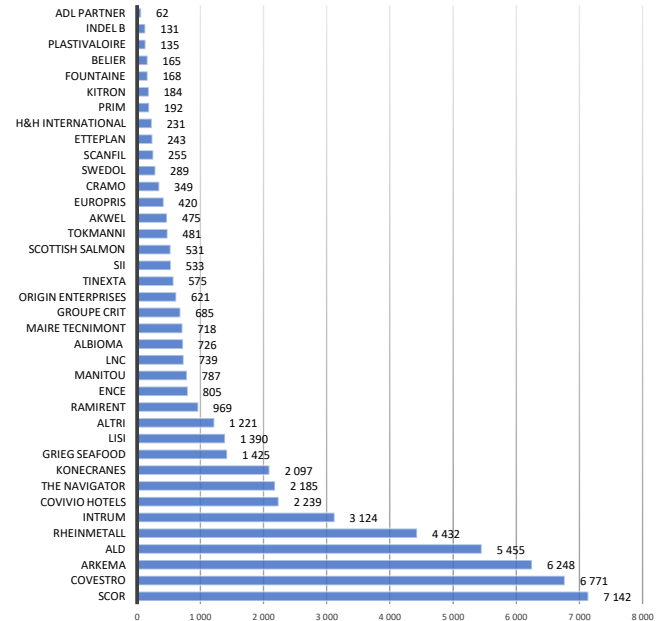
### GEOGRAPHIC BREAKDOWN



### MAIN VARIATIONS OVER THE MONTH

Stocks	Perf.	Comments
<b>Outperformance vs. the benchmark</b>		
SII	21,7%	Finally properly valued
LNC	18,5%	Good commercial performance in the first half
Akwel	10,4%	Ridiculous valuation
Kitron	10,1%	Q2 exceeds expectations
Etteplan	7,5%	Small acquisition in Germany
<b>Underperformance vs. the benchmark</b>		
Konecranes	-15,6%	Disappointing H1 publication
ENCE	-17,1%	Disappointing Q2
Manitou	-21,4%	Good H1 but decrease in order intake
Maire Tecnimont	-23,2%	Disappointing H1 results
Cramo	-33,6%	Disappointing H1 results

### STOCKS MARKET CAPITALIZATION



### RISK / RETURN PROFILE



This indicator represents the annual historical volatility of the Fund over a 5-year period. In the absence of sufficient historical data, the risk indicator incorporates data simulated from a benchmark portfolio. Risk category 5 reflects a high potential gain and/or loss in the portfolio's value. This is achieved through investments in equities in small - or medium-sized companies on the European market. Historical data such as that used to calculate the synthetic indicator cannot be considered as a reliable indication of the Fund's future risk profile. The risk category associated with the Fund is not guaranteed and may change over time. The lowest risk category does not mean "risk free". Your initial investment is not guaranteed.

### MAIN CHARACTERISTICS

Valuation: every Wednesday of each month (or next business day)  
 Management fees: 1.95% / year inclusive of taxes  
 Performance fees: 10%  
 Subscription fees: 0%  
 Redemptions fees: 0%

### CONTACT

Portfolio management company: Stanwahr Sarl  
 5, allée Scheffer L – 2520 Luxembourg  
 Tel: 00 352 47 67 26 68  
 Email : contact@stanwahr.com

### SUBSCRIPTIONS / REDEMPTIONS

Subscriptions and redemptions: every Wednesday of each month (or next business day)  
 Caceis Bank Luxembourg  
 Tél : 00 352 47 67 27 35

### FUND'S THIRD PARTIES

Depositary bank: Caceis Bank Luxembourg  
 Fund administrator: Caceis Bank Luxembourg  
 Statutory auditor: Deloitte SA

Les informations ici reprises ne constituent en aucun cas une sollicitation, une offre ou une recommandation à acquérir ou vendre quelques titres ou valeurs mentionnés dans ce compte rendu. De même, ceci ne doit en aucun cas inviter à s'engager dans toute autre transaction ou à fournir le moindre conseil ou service d'investissement. Tout souscripteur potentiel est informé qu'il doit recueillir des conseils professionnels concernant les lois et réglementations applicables aux souscriptions, achats ou ventes d'actions dans son pays d'origine, de résidence ou de domicile. Aucune responsabilité n'est imputable au regard de l'exactitude, la justesse ou la véracité des informations accessibles dans ce compte rendu. Les performances passées ne sont pas une garantie des revenus futurs. La valeur des investissements peut chuter autant que croître. Toutes souscriptions dans un compartiment dont il est fait mention dans le présent compte rendu ne peuvent être valablement effectuées que sur base de l'information contenue dans le prospectus complet ou simplifié et ce, conjointement avec celle publiée dans la dernière version de leur rapport annuel ou semestriel. Stanwahr, s'il agit dans le meilleur intérêt de ses clients, ne peut toutefois être tenu d'aucune obligation de résultats, quels qu'ils soient, ni de performance. Stanwahr et les personnes qui lui sont liées, ses administrateurs et ses employés s'exonèrent de toute responsabilité pour toute perte directe, indirecte ou subséquente, frais ou débours, issus de la cas échéant de tout usage de l'information ou du contenu présentés dans ce compte rendu.