



INDÉPENDANCE ET EXPANSION AM

INDÉPENDANCE ET EXPANSION France Small

UCITS V compliant Luxembourg SICAV

March 2021



William HIGGONS
Président -
Fund manager



Audrey BACROT
Co-fund manager



Victor HIGGONS
Co-fund manager

ASSET CLASS

- ✓ French Equities
- ✓ Small & Mid Cap

INVESTMENT STYLE

- ✓ Value Stocks
- ✓ Fully invested (90%-100%)
- ✓ Concentrated portfolio

BENCHMARK

- ✓ CAC Mid & Small NR

OBJECTIVE AND INVESTMENT POLICY

The Independence et Expansion SICAV ("I&E") is an actively managed fund which seeks capital growth over a three year time frame.

The fund's investment policy is to buy shares of French companies listed on a regulated market whose market capitalization is less than or equal to the highest market capitalization of the CAC Mid & Small index and with low price to cash-flow ratio and to sell the stocks which do not meet these criteria.

The Fund may also purchase convertible bonds and warrants to acquire shares of such companies. The fund may also invest up to 10% of its net assets in companies listed on the Alternext and 10% in non-French European small caps.

The Fund's investment policy incorporates extra-financial environmental, social, and quality of governance (ESG) criteria.

COMMENTS

The publications support the performance of the fund this month.

We initiated a new investment in Reworld and increased our investment in Unieuro.

NAV	A(C) € 618,31	X(C) € 622,45
Fund assets	€m 196,8	

Net monthly performance		
Indépendance et Expansion X(C)		5,8%
CAC Mid & Small NR		4,4%

Portfolio snapshot	
Investment ratio	100%
Number of stocks in portfolio	40
Top 10 holdings weighting	45%

Performance / risk ratios

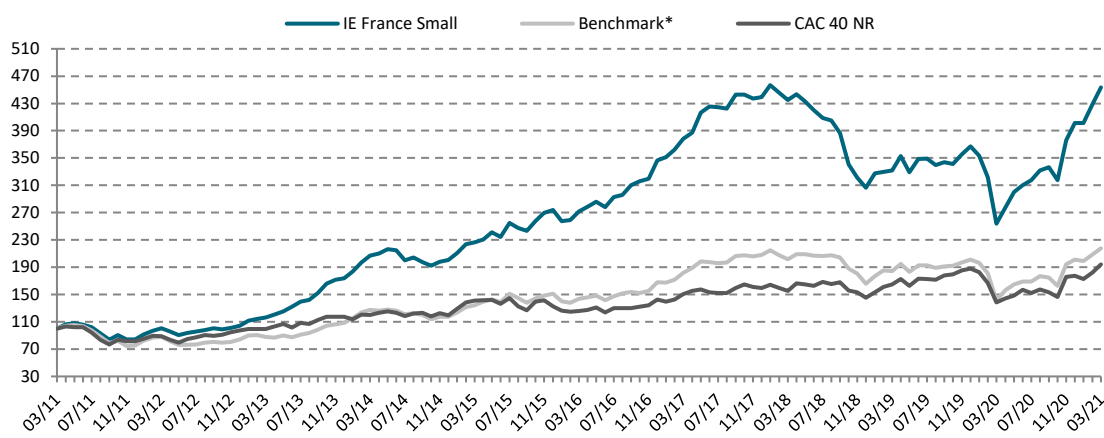
	1 year	3 years	5 years	10 years
Performance				
I&E	78,7%	1,4%	10,8%	16,3%
CAC M&S NR ⁽¹⁾	53,7%	2,6%	8,7%	8,1%
Volatility				
I&E	20,2%	23,9%	19,7%	17,7%
CAC M&S NR ⁽¹⁾	22,4%	22,7%	18,8%	17,3%
TE	4,7%	6,5%	6,1%	6,5%
IR	5,33	-0,19	0,34	1,26

TE : tracking error ; IR : information ratio

Trailing performance

	IE France	CAC M&S NR ⁽¹⁾	CAC 40 NR
2021	12,9%	8,3%	9,5%
3 months	12,9%	8,3%	9,5%
6 months	34,7%	24,4%	26,7%
1 year	78,7%	53,7%	40,2%
3 years	4,2%	8,0%	25,0%
5 years	66,8%	51,7%	54,5%
7 years	118,9%	71,1%	61,4%
10 years	353,4%	117,7%	94,1%
20 years	994,5%	269,3%	96,3%

EVOLUTION OF THE FUND'S NAV OVER 10 YEARS - X(C)



FUND FINANCIAL RATIOS

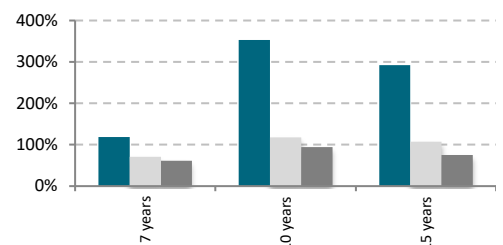
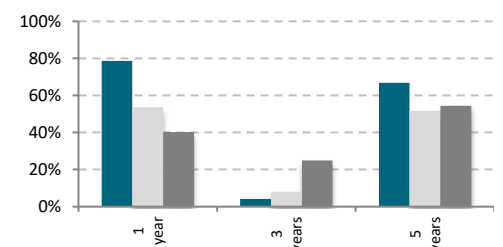
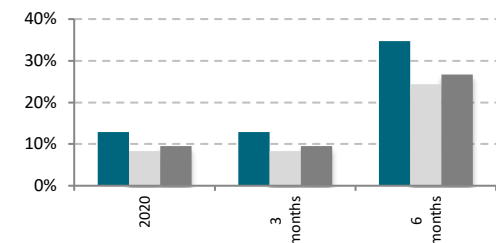
	P/B		P/CF		PER		Yield
	level	spread	level	spread	level	spread	level
I&E median	1,6	-19%	7,7	-26%	12,0	-59%	2,0%
I&E mean	1,9	-7%	8,0	-23%	13,3	-54%	2,7%
I&E asset weighted	1,8	-10%	7,9	-24%	12,7	-56%	2,4%
Cac M&S NR index	2,0		10,4		28,9		1,3%

Source: IE-AM, Idmidcaps for Cac Mid & Small NR index

Performance net of fees; dividends are accrued.

(*): The benchmark of the fund is the CAC Mid & Small NR index since 12/31/2016. The CAC Small NR was the benchmark of the fund since 12/31/2004. Previously, the benchmark of the fund was the SBF Second Marché index. For time periods before 12/31/2016, the performances of the fund's benchmark presented in this document are the results of the geometrical linking between the 2 indexes for their respective time-periods.

(2): P/B= Price to book ratio; C/CF = Price to Cash Flow ; PER = Price earning ratio; Yield= Stock return / portfolio





INDÉPENDANCE ET EXPANSION AM

INDÉPENDANCE ET EXPANSION France Small

ISIN : Share Class X(C) - LU0104337620 // Share Class A(C) - LU0131510165

I SECTOR BREAKDOWN

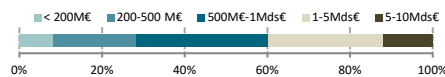
Sectors	Weight
IT Services / ext. R&D	15%
Capital Goods	14%
Media	13%
B2B Services	12%
Consumer Goods	12%
Auto. & Components	10%
Materials	5%
Real Estate	5%
Transportation	4%
Diversified Financials	3%
Others	3%
Retailing	2%
Food & Beverage	1%
Cash	0%
Total	100%

Source for sectors classification: IE-AM

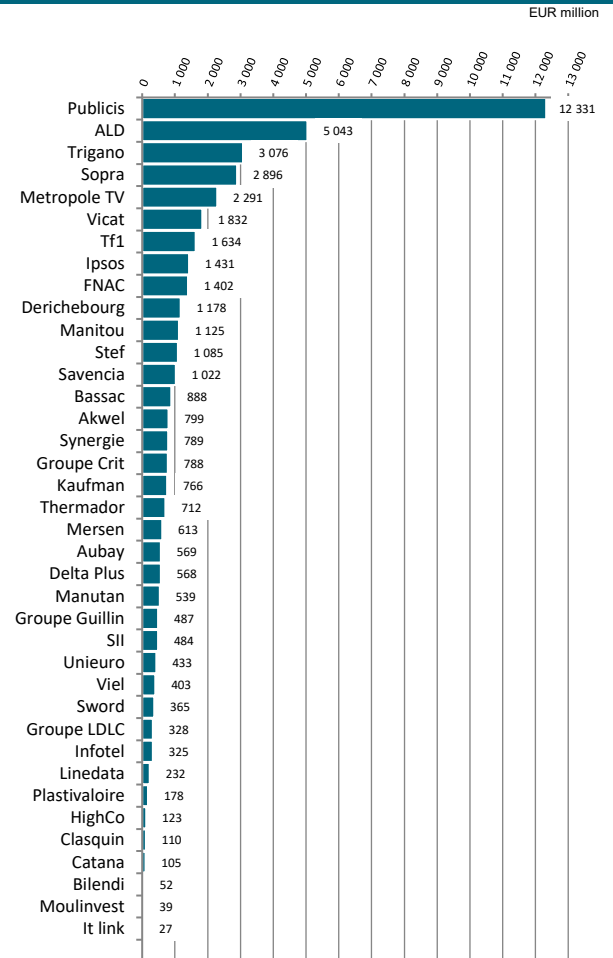
I TOP HOLDINGS

Stocks	Weight
Akwel	7%
Publicis	5%
Delta Plus	5%
Aubay	4%
Groupe Guillin	4%
SII	4%
ALD	4%
Trigano	4%
Unieuro	4%
Viel	3%

I MARKET CAP BREAKDOWN



I STOCKS MARKET CAPITALIZATION



I MAIN VARIATIONS OVER THE MONTH

Stocks	Perf.	Commentary
Outperformance vs. the benchmark		
Unieuro	38,1%	Valuation was low
It link	21,0%	Back to growth trajectory expected in 2021
Clasquin	18,8%	2020 better than expected
Savencia	18,2%	Valuation was very low
Groupe Crit	17,1%	2020 better than expected
	0,0%	
Underperformance vs. the benchmark		
Linedata	0,0%	-
Viel	-2,0%	2021 could be less volatile
Plastivoire	-2,2%	Good Q1
Manutan	-3,8%	Well valued
Groupe LDLC	-6,1%	Tight components market

I RISK / RETURN PROFILE I



This indicator represents the annual historical volatility of the Fund over a 5-year period. In the absence of sufficient historical data, the risk indicator incorporates data simulated from a benchmark portfolio. Risk category 5 reflects a high potential gain and/or loss in the portfolio's value. This is achieved through investments in equities in small- or medium-sized companies on the European market. Historical data such as that used to calculate the synthetic indicator cannot be considered as a reliable indication of the Fund's future risk profile. The risk category associated with the Fund is not guaranteed and may change over time. The lowest risk category does not mean "risk free". Your initial investment is not guaranteed.

I MAIN CHARACTERISTICS I

Valuation: every business day
 Management fees: 1,95%
 Performance fees: 10%
 Subscription and Redemption fees: 0%

I CONTACT I

Management company :
 Indépendance et Expansion AM
 5, allée Scheffer L – 2520 Luxembourg
 Tel. : 00 352 47 67 26 68
 Email : contact@ie-am.com

I SUBSCRIPTIONS / REDEMPTIONS I

Subscription: every business day
 Redemption: every business day
 Caceis Bank Luxembourg
 Tel: 00 352 47 67 23 33
 Fax: 00 352 47 67 70 59

I FUND'S THIRD PARTIES I

Depository bank: Caceis Bank Luxembourg
 Fund administrator: Caceis Bank Luxembourg
 Statutory auditor: EY

The information included herein does not constitute a solicitation, offer or recommendation to buy or sell any securities or securities mentioned in this report. Similarly, this should in no case be seen as an invite to engage in any other transaction or to provide any investment advice or service. Potential subscribers are advised to seek professional advice on the laws and regulations applicable to sales, purchases or sales of shares in its country of origin, residence or domicile. No responsibility is due to respect to the accuracy, reliability or veracity of the information available in this report. Past performance is not a guarantee of future income. The value of investments may fall as well as rise. All subscriptions in a compartment which is mentioned in this report may not be validly made only on the basis of information contained in the full or simplified prospectus and this, together with that published in the latest version of their annual or half-year report. Stanwahr, while acting in the best interest of its customers, can not be bound to any obligation of results, whatever they are, or performance. Stanwahr and people associated with it, its directors and employees disclaim any liability for any direct, indirect or consequential, costs or expenses, if any from any use of the information or content presented in this report.