



INDÉPENDANCE ET EXPANSION AM

# INDÉPENDANCE ET EXPANSION France Small

UCITS V compliant Luxembourg SICAV

July 2021



William HIGGONS  
Président -  
Fund manager



Audrey BACROT  
Co-fund manager



Victor HIGGONS  
Co-fund manager

## ASSET CLASS I

- ✓ French Equities
- ✓ Small & Mid Cap

## INVESTMENT STYLE I

- ✓ Value Stocks
- ✓ Fully invested (90%-100%)
- ✓ Concentrated portfolio

## BENCHMARK I

- ✓ CAC Mid & Small NR

## OBJECTIVE AND INVESTMENT POLICY I

The Independence et Expansion SICAV ("I&E") is an actively managed fund which seeks capital growth over a three year time frame.

The France Sub-Fund's investment policy consists of buying shares in French companies listed on a regulated market in accordance with the Directive, with a market capitalisation that is lower than or equal to the largest capitalisation in the CAC Mid & Small NR Index and whose valuation is low despite their equity and/or their investment capital being more profitable than the market average, and in progressively selling them when they no longer meet these criteria.

The Fund may also purchase convertible bonds and warrants to acquire shares of such companies, and 10% in European listed companies whose registered headquarters are not in France.

The Fund's investment policy incorporates extra-financial environmental, social, and quality of governance (ESG) criteria.

## COMMENTS I

H1 results have been overall better than expected.

The fund initiated new investments in the companies Cafom (strong results of its subsidiary Vente Unique), Lacroix (participation to the capital increase), and LDC (good positioning of Marie).

The fund increased its stake in the company Herige whose valuation is low after strong H1 results.

NAV	A(C) € 680,58	X(C) € 685,21
Fund assets	€m 220,0	

Net monthly performance	
Indépendance et Expansion X(C)	3,3%
CAC Mid & Small NR	1,9%

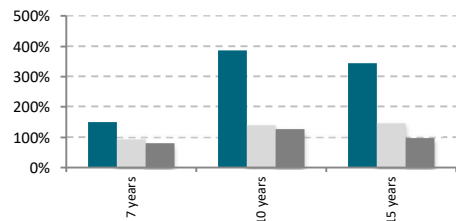
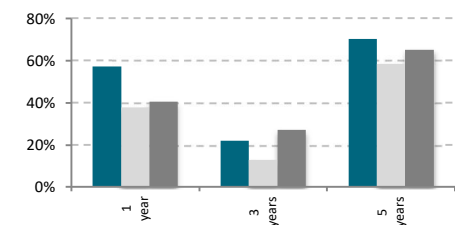
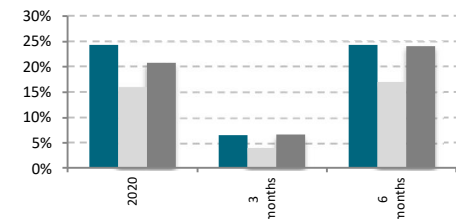
Portfolio snapshot	
Investment ratio	100%
Number of stocks in portfolio	49
Top 10 holdings weighting	41%

Performance / risk ratios				
	1 year	3 years	5 years	10 years
Performance				
I&E	52,2%	5,7%	10,5%	16,8%
CAC M&S NR <sup>(1)</sup>	37,8%	4,1%	9,6%	9,1%
Volatility				
I&E	19,6%	23,8%	19,6%	17,6%
CAC M&S NR <sup>(1)</sup>	21,1%	22,7%	18,6%	17,1%
TE	4,1%	6,1%	6,0%	6,5%
IR	3,55	0,26	0,15	1,18

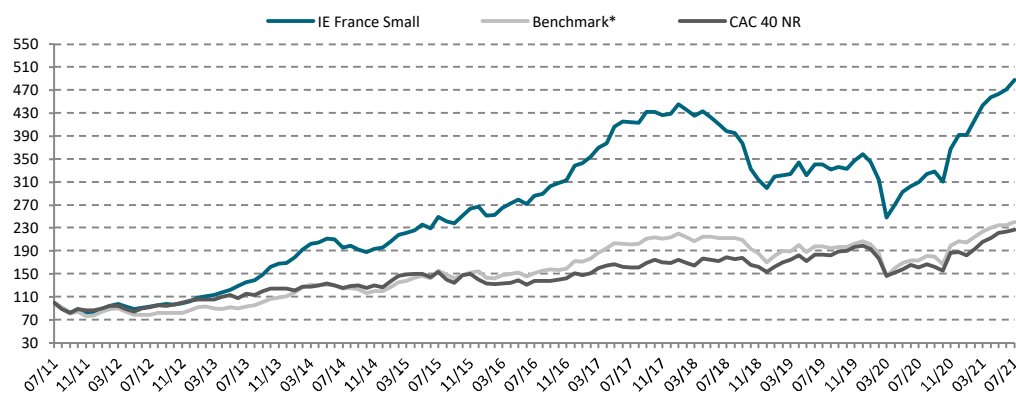
TE : tracking error ; IR : information ratio

## Trailing performance

	IE France	CAC M&S NR <sup>(1)</sup>	CAC 40 NR
2021	24,3%	16,0%	20,8%
3 months	6,6%	4,1%	6,6%
6 months	24,3%	17,0%	24,1%
1 year	57,3%	37,8%	40,6%
3 years	22,1%	12,9%	27,1%
5 years	70,4%	58,4%	65,0%
7 years	149,1%	92,4%	81,1%
10 years	387,7%	139,7%	127,3%
20 years	1092,3%	315,5%	117,6%



## EVOLUTION OF THE FUND'S NAV OVER 10 YEARS - X(C)



## FUND FINANCIAL RATIOS

	(2)	P/B		P/CF		PER		Yield
	level	spread	level	spread	level	spread	level	
I&E median	1,6	-25%	7,9	-24%	11,4	-58%	2,0%	
I&E mean	2,1	-6%	8,0	-23%	12,9	-53%	2,6%	
I&E asset weighted	2,0	-8%	7,7	-26%	11,9	-57%	2,5%	
Cac M&S NR index	2,2		10,4		27,5		1,3%	

Source: IE-AM, Idmidcaps for Cac Mid & Small NR index

Performance net of fees; dividends are accrued.

(\*) The benchmark of the fund is the CAC Mid & Small NR index since 12/31/2016. The CAC Small NR was the benchmark of the fund since 12/31/2004. Previously, the benchmark of the fund was the SBF Second Marché index. For time periods before 12/31/2016, the performances of the fund's benchmark presented in this document are the results of the geometrical linking between the 2 indexes for their respective time-periods.

(2): P/B= Price to book ratio; C/CF = Price to Cash Flow ; PER = Price earning ratio; Yield= Stock return / portfolio



INDÉPENDANCE ET EXPANSION AM

# INDÉPENDANCE ET EXPANSION France Small

ISIN : Share Class X(C) - LU0104337620 // Share Class A(C) - LU0131510165

## I SECTOR BREAKDOWN

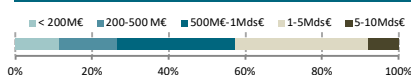
Sectors	Weight
B2B Services	16%
Capital Goods	13%
IT Services / ext. R&D	12%
Retailing	11%
Media	9%
Consumer Goods	8%
Materials	6%
Auto. & Components	6%
Others	5%
Real Estate	4%
Transportation	4%
Diversified Financials	4%
Food & Beverage	1%
Cash	0%
<b>Total</b>	<b>100%</b>

Source for sectors classification: IE-AM

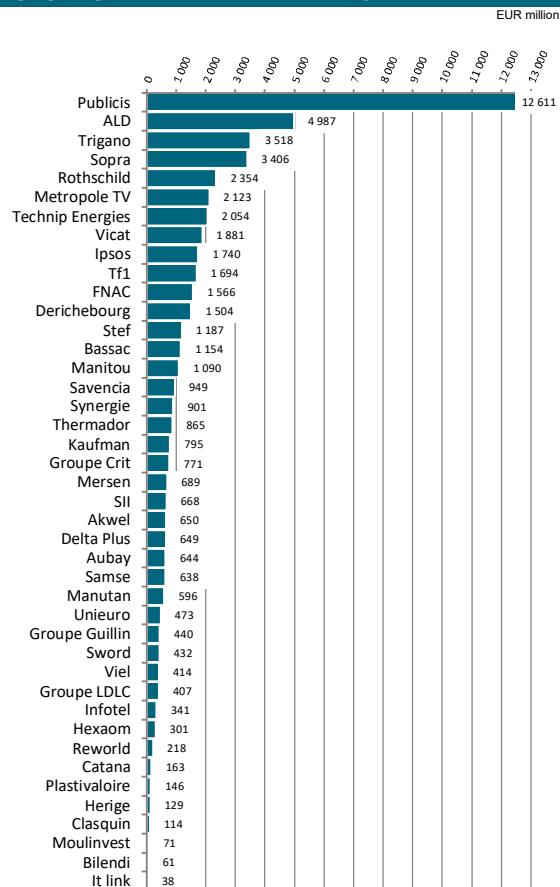
## I TOP HOLDINGS

Stocks	Weight
SII	5%
Delta Plus	5%
Aubay	4%
Trigano	4%
Publicis	4%
INEX Europe X	4%
Ipsos	4%
Derichebourg	4%
Groupe Guillin	4%
ALD	4%

## I MARKET CAP BREAKDOWN



## I STOCKS MARKET CAPITALIZATION



## I MAIN VARIATIONS OVER THE MONTH

Stocks	Perf.	Commentary
<b>Outperformance vs. the benchmark</b>		
Cafom	22,8%	New investment
Sword	18,7%	H1 better than expected
It link	18,7%	Good activity of IT services companies
SII	17,2%	Excellent 2021/22 outlook
Delta Plus	14,2%	Good H1 results
0	0,0%	0
<b>Underperformance vs. the benchmark</b>		
ALD	-2,4%	Strong used car market
Unieuro	-3,1%	Decrease despite strong H1
Rothschild	-3,7%	No significant event
Hexaom	-4,1%	No significant event
Savencia	-4,5%	No significant event

## I RISK / RETURN PROFILE I



This indicator represents the annual historical volatility of the Fund over a 5-year period. In the absence of sufficient historical data, the risk indicator incorporates data simulated from a benchmark portfolio. Risk category 5 reflects a high potential gain and/or loss in the portfolio's value. This is achieved through investments in equities in small- or medium-sized companies on the European market. Historical data such as that used to calculate the synthetic indicator cannot be considered as a reliable indication of the Fund's future risk profile. The risk category associated with the Fund is not guaranteed and may change over time. The lowest risk category does not mean "risk free". Your initial investment is not guaranteed.

## I MAIN CHARACTERISTICS I

Valuation: every business day  
 Management fees: 1,95%  
 Performance fees: 10%  
 Subscription and Redemption fees: 0%

## I CONTACT I

Management company :  
 Indépendance et Expansion AM  
 5, allée Scheffer L – 2520 Luxembourg  
 Tel. : 00 352 47 67 26 68  
 Email : contact@ie-am.com

## I SUBSCRIPTIONS / REDEMPTIONS I

Subscription: every business day  
 Redemption: every business day  
 Caceis Bank Luxembourg  
 Tel: 00 352 47 67 23 33  
 Fax: 00 352 47 67 70 59

## I FUND'S THIRD PARTIES I

Depositary bank: Caceis Bank Luxembourg  
 Fund administrator: Caceis Bank Luxembourg  
 Statutory auditor: EY

The information included herein does not constitute a solicitation, offer or recommendation to buy or sell any securities or securities mentioned in this report. Similarly, this should in no case be seen as an invite to engage in any other transaction or to provide any investment advice or service. Potential subscribers are advised to seek professional advice on the laws and regulations applicable to sales, purchases or sales of shares in its country of origin, residence or domicile. No responsibility is due to respect to the accuracy, reliability or veracity of the information available in this report. Past performance is not a guarantee of future income. The value of investments may fall as well as rise. All subscriptions in a compartment which is mentioned in this report may not be validly made only on the basis of information contained in the full or simplified prospectus and this, together with that published in the latest version of their annual or half-year report. Stanwahr, while acting in the best interest of its customers, can not be bound to any obligation of results, whatever they are, or performance. Stanwahr and people associated with it, its directors and employees disclaim any liability for any direct, indirect or consequential, costs or expenses, if any from any use of the information or content presented in this report.