

# Indépendance et Expansion Small Cap X(C)

**Benchmark:** SBF Second Marché (till 31/12/04) - CAC Small NR (ongoing)

**Return Date:** 31/05/2018

## Risk/Reward 3 Years

Time Period: 01/06/2015 to 31/05/2018

	Inv	Bmk1	Cat Avg
Return	21,81	13,18	11,71
Std Dev	11,88	12,81	11,13
Alpha	9,05	0,00	0,71
Beta	0,87	1,00	0,84
R2	88,53	100,00	92,54
Tracking Error	4,34	0,00	3,70
Information Ratio (arith)	1,98		-0,40
Excess Return	8,62	0,00	-1,47
Sharpe Ratio	1,76	1,06	1,08
Sortino Ratio	4,14	1,91	1,96

## Risk/Reward 5 Years

Time Period: 01/06/2013 to 31/05/2018

	Inv	Bmk1	Cat Avg
Return	28,34	18,08	15,27
Std Dev	12,28	12,43	10,76
Alpha	10,74	0,00	0,55
Beta	0,87	1,00	0,82
R2	77,70	100,00	89,68
Tracking Error	6,01	0,00	4,12
Information Ratio (arith)	1,71		-0,68
Excess Return	10,26	0,00	-2,81
Sharpe Ratio	2,13	1,42	1,40
Sortino Ratio	4,91	2,72	2,74

## Risk/Reward 10 Years

Time Period: 01/06/2008 to 31/05/2018

	Inv	Bmk1	Cat Avg
Return	14,62	8,65	7,65
Std Dev	16,88	18,02	15,14
Alpha	6,53	0,00	0,46
Beta	0,86	1,00	0,81
R2	84,33	100,00	91,66
Tracking Error	7,19	0,00	5,64
Information Ratio (arith)	0,83		-0,18
Excess Return	5,97	0,00	-1,00
Sharpe Ratio	0,87	0,53	0,54
Sortino Ratio	1,29	0,76	0,76

## Morningstar Style Box - I&E Small Cap X(C)

Portfolio Date: 30/09/2015

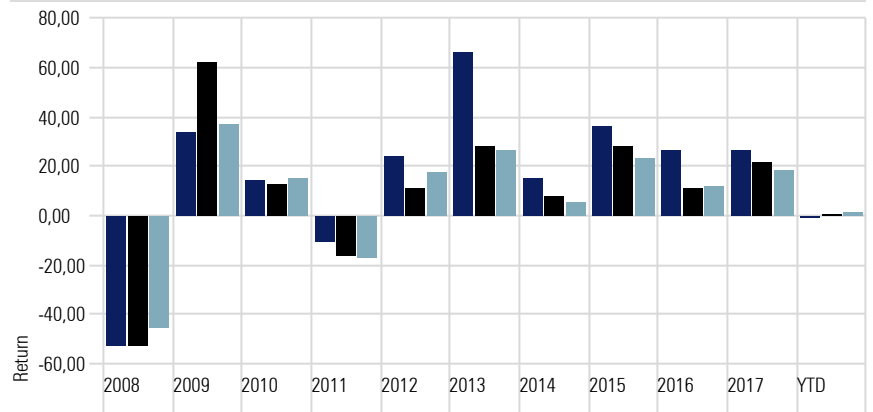
### Morningstar Equity Style Box™

	Market Cap	%
Large	Market Cap Giant	0,0
	Market Cap Large	0,0
Mid	Market Cap Mid	7,3
	Market Cap Small	44,1
Small	Market Cap Micro	48,6

	Value	Blend	Growth
Large			
Mid			
Small	█		

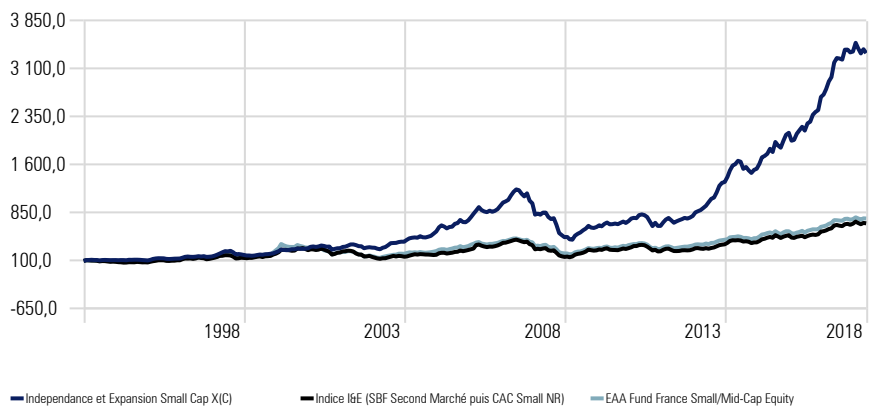
## Performance



	2008	2009	2010	2011	2012	2013	2014	2015	2016	2017	YTD
Indépendance et Expansion Small Cap X(C)	-52,92	33,72	14,71	-10,37	23,93	66,22	15,59	36,42	26,63	26,69	-0,75
Indice I&E (SBF Second Marché puis CAC Small NR)	-53,15	62,81	12,99	-16,22	11,66	28,45	8,43	28,70	11,33	22,13	0,77
EAA Fund France Small/Mid-Cap Equity	-45,42	37,50	15,34	-17,47	17,76	26,47	5,38	23,46	11,91	18,85	1,62

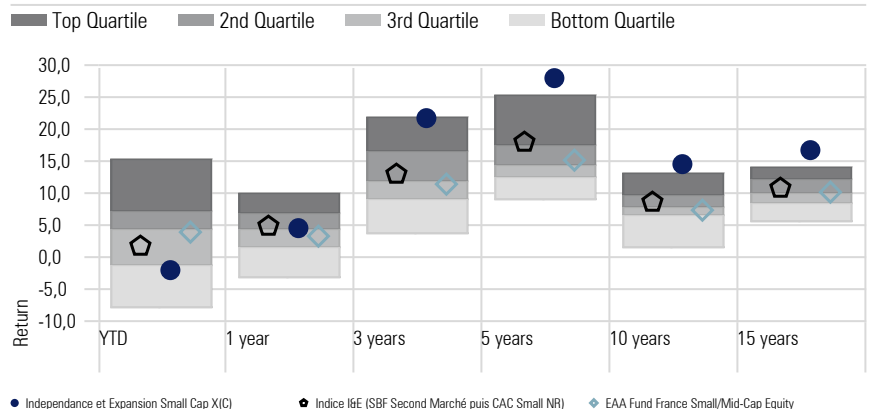
## Investment Growth

Time Period: 01/01/1994 to 31/05/2018



## Performance Relative to Peer Group

Peer Group (5-95%): Open End Funds - Europe/Africa/Asia - France Small/Mid-Cap Equity



● Indépendance et Expansion Small Cap X(C)    ● Indice I&E (SBF Second Marché puis CAC Small NR)    ◆ EAA Fund France Small/Mid-Cap Equity

